

# Facelift Replay

---

HEALTHCARE MOTION

Effective: August 1, 2022

T R I N I T Y

**Date:**

**Page:**

**Modification:**

**Description:**

---





### DESCRIPTION:

- Upholstery Frames: Steel, Plywood & Hardwood
- Seat: High Density Polyurethane Foam Over Sheet Webbing
- Back: High Density Polyurethane Foam Over Polypropylene Webbing
- Upholstered Covers: Attached w/ Velcro / Removable For Maintenance
- Removable Bolster Pillow For 1504 / 1505 (5" Diameter)
- Antimicrobial Moisture Barrier Fully Encapsulates All Foam Areas
- Double Needle Stitching Standard (Welting Optional - No Charge)
- Metal To Metal Connections For All Hardware Assembly
- Leather Upholstery Not Available
- Lifetime Warranty


### OPTIONS:

- RWAC-1 Solid Wood Arm Caps (Set Of 2) .....\$374
- ILC In-Line Casters (Set Of 2).....\$57
- LC Locking Casters (Set Of 2) .....\$31
- NLC Non-Locking Casters (Set Of 2).....\$26
- 3LC 3" Locking Casters - #1506 Model Only (Set Of 2).....\$208
- PM1 Power/Data Module (1-Power / 1-USB 2 Port Simplex Charger) .....\$836
- Tablet Arm / Cup Holder Options (See Facelift Replay Healthcare Options Pages)
- Feather Down & Polyester Pillows Available (See Page 5)
- Specify Exposed Wood Finish (See Page 6)

### SLEEPOVER UNITS

SLEEPOVER UNITS		ITEM #:	SPECIFICATIONS   GRADES   LIST PRICES:													
<b>LOUNGE CHAIR / FULLY UPHOLSTERED</b>  			<b>Overall:</b> 37.5"w 34.5"d 33"h					<b>Overall Length:</b> 84"d			<b>Arm:</b> 24"h		<b>COM:</b> 6.5 yds.			
			<b>Sleep Area:</b> 28"w 80"d					<b>Seat:</b> 28"w 23"d 17.5"h			<b>Weight:</b> 175 lbs.		<b>COL:</b> n/a			
			<b>COM</b>	<b>COL</b>	<b>1</b>	<b>2</b>	<b>3</b>	<b>4</b>	<b>5</b>	<b>6</b>	<b>7</b>	<b>8</b>	<b>9</b>	<b>10</b>	<b>L1</b>	<b>L2</b>
	<b>1504</b>	3997	N/A	4629	4800	4972	5144	5316	5488	5659	5831	6003	6175	N/A	N/A	
		<i>Tight Seat &amp; Back / Removable Upholstery / 500 lb. Weight Capacity</i>														
	<b>1504-R</b>	297	N/A	625	797	968	1140	1312	1484	1656	1828	1999	2171	N/A	N/A	
		<i>Replacement Upholstery Covers</i>														
																
<b>TWO PLACE SOFA / FULLY UPHOLSTERED</b>  			<b>Overall:</b> 57.5"w 34.5"d 33"h					<b>Overall Length:</b> 84"d			<b>Arm:</b> 24"h		<b>COM:</b> 9 yds.			
			<b>Sleep Area:</b> 48"w 80"d					<b>Seat:</b> 48"w 23"d 17.5"h			<b>Weight:</b> 225 lbs.		<b>COL:</b> n/a			
			<b>COM</b>	<b>COL</b>	<b>1</b>	<b>2</b>	<b>3</b>	<b>4</b>	<b>5</b>	<b>6</b>	<b>7</b>	<b>8</b>	<b>9</b>	<b>10</b>	<b>L1</b>	<b>L2</b>
	<b>1505</b>	4941	N/A	5778	6019	6259	6500	6740	6981	7222	7462	7703	7943	N/A	N/A	
		<i>Tight Seat &amp; Back / Removable Upholstery / 500 lb. Weight Capacity</i>														
	<b>1505-R</b>	364	N/A	825	1066	1306	1547	1787	2028	1443	1581	1718	1856	N/A	N/A	
		<i>Replacement Upholstery Covers</i>														
																

### FOUR POSITION ADJUSTMENT FOR 1504 / 1505

 See Revival Healthcare Motion And Evolve Healthcare Motion For Additional Sleeper Units.



1) Closed Position



2) Ottoman Position




3) Chaise Position



4) Full-Recline Position  
Overall Length - 84"d

### BACK-FLIP SLEEPER SOFA



			<b>Overall:</b> 79"w 36"d 36"h					<b>Arm:</b> 24.5"h			<b>COM:</b> 13 yds.					
			<b>Sleep Area:</b> 70"w 31"d 20"h					<b>Weight:</b> 235 lbs.			<b>COL:</b> n/a					
		<b>COM</b>	<b>COL</b>	<b>1</b>	<b>2</b>	<b>3</b>	<b>4</b>	<b>5</b>	<b>6</b>	<b>7</b>	<b>8</b>	<b>9</b>	<b>10</b>	<b>L1</b>	<b>L2</b>	
	<b>1506</b>	4017	N/A	4499	4849	5199	5550	5900	6251	6601	6952	7302	7653	N/A	N/A	
		<i>Tight Seat &amp; Back / Removable Upholstery / 1000 lbs. Weight Capacity</i>														
	<b>1506-R</b>	1033	N/A	1664	2008	2351	2695	3038	3382	3726	4069	4413	4757	N/A	N/A	
		<i>Replacement Upholstery Covers</i>														

**DESCRIPTION:**

- Upholstery Frames: Steel, Plywood & Hardwood
- Seat: High Density Polyurethane Foam Over Sheet Webbing
- Back: High Density Polyurethane Foam Over Polypropylene Webbing
- Upholstered Covers: Attached w/ Velcro / Removable For Maintenance
- Antimicrobial Moisture Barrier Fully Encapsulates All Foam Areas
- Double Needle Stitching Standard (Wetling Optional - No Charge)
- Exposed Wood Legs: Solid Hardwood / Removable For Maintenance
- Leather Upholstery Not Available
- Lifetime Warranty


**OPTIONS:**

- RWAC-1 Solid Wood Arm Caps (Set Of 2) .....\$374
  - RPAC-1 Polyester Arm Caps (Set Of 2) .....\$484
  - ASL Aluminum Square Legs (Set Of 4).....\$338
  - LC Locking Casters For 1809 Ottoman (Set Of 2) .....\$31
  - WR Wood Ring Base - Replaces Metal Base On 1510-G/1510-SG .....\$224
  - PM1 Power/Data Module (1-Power / 1-USB 2 Port Simplex Charger) .....\$836
- Feather Down & Polyester Pillows Available (See Page 5)  
Specify Exposed Wood Finish (See Page 6)  
Tablet Arm / Cup Holder Options (See Facelift Replay Healthcare Options Pages)

**PATIENT CHAIR / GLIDER**

ITEM #: SPECIFICATIONS | GRADES | LIST PRICES:

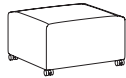
**ASYNCHRONOUS PATIENT CHAIR / FULLY UPHOLSTERED**



Healthcare Motion

		<i>Overall: 32.5"w 35.5"d 38"h</i>			<i>Arm: 24"h</i>			<i>COM: 4.5 yds.</i>					
		<i>Seat: 21"w 20"d 18"h</i>			<i>Weight: 70 lbs.</i>			<i>COL: n/a</i>					
COM	COL	1	2	3	4	5	6	7	8	9	10	L1	L2
1508	N/A	1760	1896	2031	2166	2301	2437	2572	2707	2842	2977	N/A	N/A
<i>Tight Seat &amp; Back / Removable Upholstery</i>													
1508-R	N/A	443	559	676	793	910	1027	1144	1260	1377	1494	N/A	N/A
<i>Replacement Upholstery Covers</i>													
1508-X	N/A	1824	1959	2095	2230	2365	2500	2635	2771	2906	3041	N/A	N/A
<i>Tight Seat &amp; Back / Removable Upholstery / 500 lbs. Weight Capacity</i>													
1508-XR	N/A	443	559	676	793	910	1027	1144	1260	1377	1494	N/A	N/A
<i>Replacement Upholstery Covers</i>													


**OTTOMAN ON CASTERS / STOWS UNDER ALL PATIENT CHAIRS**



Healthcare Motion

		<i>Overall: 18"w 18"d 11"h</i>			<i>Arm: n/a</i>			<i>COM: 1 yd.</i>					
		<i>Seat: n/a</i>			<i>Weight: 25 lbs.</i>			<i>COL: n/a</i>					
COM	COL	1	2	3	4	5	6	7	8	9	10	L1	L2
1809	N/A	389	410	430	451	472	492	513	534	554	575	N/A	N/A
<i>Removable Upholstery</i>													
1809-R	N/A	118	139	159	180	201	221	242	262	283	304	N/A	N/A
<i>Replacement Upholstery Covers</i>													

**LOUNGE GLIDER / FULLY UPHOLSTERED**



Healthcare Motion

		<i>Overall: 32"w 32"d 35"h</i>			<i>Arm: 24"h</i>			<i>COM: 5.25 yds.</i>					
		<i>Seat: 21"w 20"d 18"h</i>			<i>Weight: 115 lbs.</i>			<i>COL: n/a</i>					
COM	COL	1	2	3	4	5	6	7	8	9	10	L1	L2
1510-G	N/A	1917	2054	2192	2329	2467	2604	2741	2879	3016	3154	N/A	N/A
<i>Circular Metal Base / Tight Seat &amp; Back / Removable Upholstery</i>													
1510-SG	N/A	2049	2186	2324	2461	2598	2736	2873	3011	3148	3286	N/A	N/A
<i>Swivel Glider w/ Circular Metal Base / Tight Seat &amp; Back / Removable Upholstery</i>													
1510-R	N/A	505	643	780	918	1055	1192	1330	1467	1605	1742	N/A	N/A
<i>Replacement Upholstery Covers</i>													

See Revival Healthcare Motion And Evolve Healthcare Motion For Additional Patient Chairs & Gliders.








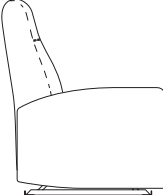
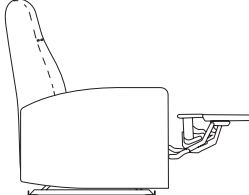

**DESCRIPTION:**

- Upholstery Frames: Steel, Plywood & Hardwood
- Seat: High Density Polyurethane Foam Over Sheet Webbing
- Back: High Density Polyurethane Foam Over Sinuous Wire Springs
- Upholstered Covers: Attached w/ Velcro / Removable For Maintenance
- Antimicrobial Moisture Barrier Fully Encapsulates All Foam Areas
- Double Needle Stitching Standard (Welting Optional - No Charge)
- Leather Upholstery Not Available
- Lifetime Warranty

**OPTIONS:**

- RWAC-1 Solid Wood Arm Caps (Set Of 2) .....\$374
- RPAC-1 Polyester Arm Caps (Set Of 2) .....\$484
- ER-1 Electric Recline .....\$1048
- BB Battery Backup .....\$529
- HM Heat & Massage .....\$1500
- H Heat Only .....\$1339

Feather Down & Polyester Pillows Available (See Page 5)  
Specify Exposed Wood Finish (See Page 6)

WALLSAVER		ITEM #:	SPECIFICATIONS   GRADES   LIST PRICES:													
	<b>WALLSAVER RECLINER / FULLY UPHOLSTERED</b>		<b>Overall:</b> 30.5"w 32"d 43"h <b>Seat:</b> 21"w 20.5"d 18"h			<b>Arm:</b> 23"h <b>Weight:</b> 110 lbs.			<b>COM:</b> 5 yds. <b>COL:</b> n/a							
			<b>COM</b>	<b>COL</b>	<b>1</b>	<b>2</b>	<b>3</b>	<b>4</b>	<b>5</b>	<b>6</b>	<b>7</b>	<b>8</b>	<b>9</b>	<b>10</b>	<b>L1</b>	<b>L2</b>
	<b>1511</b>		1990	N/A	2183	2334	2485	2637	2788	2939	3090	3241	3392	3543	N/A	N/A
		<i>Tight Seat &amp; Back / Removable Upholstery / 6" Wall Proximity / 350 lb. Weight Capacity</i>														
		<b>1511-R</b>	257	N/A	504	635	765	896	1027	1157	1288	1418	1549	1679	N/A	N/A
		<i>Replacement Upholstery Covers</i>														
		 Healthcare Motion														
	<b>BARIATRIC WALLSAVER RECLINER / FULLY UPHOLSTERED</b>		<b>Overall:</b> 35.5"w 32"d 43"h <b>Seat:</b> 26"w 20.5"d 18"h			<b>Arm:</b> 23"h <b>Weight:</b> 125 lbs.			<b>COM:</b> 5.5 yds. <b>COL:</b> n/a							
			<b>COM</b>	<b>COL</b>	<b>1</b>	<b>2</b>	<b>3</b>	<b>4</b>	<b>5</b>	<b>6</b>	<b>7</b>	<b>8</b>	<b>9</b>	<b>10</b>	<b>L1</b>	<b>L2</b>
	<b>1511-X</b>		2124	N/A	2311	2462	2613	2764	2915	3066	3217	3368	3520	3671	N/A	N/A
		<i>Tight Seat &amp; Back / Removable Upholstery / 6" Wall Proximity / 500 lb. Weight Capacity</i>														
		<b>1511-XR</b>	263	N/A	537	682	826	970	1115	1259	1403	1548	1692	1836	N/A	N/A
		<i>Replacement Upholstery Covers</i>														
		 Healthcare Motion														
	<b>ELECTRIC WALLSAVER RECLINER / FULLY UPHOLSTERED</b>		<b>Overall:</b> 30.5"w 32"d 43"h <b>Seat:</b> 21"w 20.5"d 18"h			<b>Arm:</b> 23"h <b>Weight:</b> 110 lbs.			<b>COM:</b> 5 yds. <b>COL:</b> n/a							
			<b>COM</b>	<b>COL</b>	<b>1</b>	<b>2</b>	<b>3</b>	<b>4</b>	<b>5</b>	<b>6</b>	<b>7</b>	<b>8</b>	<b>9</b>	<b>10</b>	<b>L1</b>	<b>L2</b>
	<b>1511-E</b>		2891	N/A	3036	3187	3338	3489	3640	3792	3943	4094	4245	4396	N/A	N/A
		<i>Tight Seat &amp; Back / Removable Upholstery / 6" Wall Proximity / 350 lb. Weight Capacity</i>														
		<b>1511-R</b>	257	N/A	504	635	765	896	1027	1157	1288	1418	1549	1679	N/A	N/A
		<i>Replacement Upholstery Covers</i>														
		 Healthcare Motion														
		 See Revival Healthcare Motion And Evolve Healthcare Motion For Additional Wallsaver Recliners.														
																
			Upright Position 32°D			Extended Footrest Position 52°D			Full Recline Position 64.5°D							

**DESCRIPTION:**

- Upholstery Frames: Steel, Plywood & Hardwood
- Seat: High Density Polyurethane Foam Over Sheet Webbing
- Back: High Density Polyurethane Foam Over Sinuous Wire Springs
- Upholstered Covers: Attached w/ Velcro / Removable For Maintenance
- Antimicrobial Moisture Barrier Fully Encapsulates All Foam Areas
- Double Needle Stitching Standard (Wetling Optional - No Charge)
- Dual-Wheel Casters: (2) Front Locking/Swivel & (2) Rear Non-Locking/Non-Swivel (1514)
- (2) Drop Down Side Trays Mounted To Black Metal Tubing (1514)
- Exposed Wood Legs (1512): Solid Hardwood / Removable For Maintenance
- Leather Upholstery Not Available
- Lifetime Warranty

**OPTIONS:**

(See Facelift Replay Healthcare Options Pages)  
 Feather Down & Polyester Pillows Available (See Page 5)

**INFUSION / STAND-UP RECLINER**

ITEM #:

SPECIFICATIONS | GRADES | LIST PRICES:

**INFUSION WALLSAVER RECLINER / FULLY UPHOLSTERED**



Optional Central Braking Available

Healthcare Motion

See Revival & Evolve Healthcare Motion For Additional Infusion Wall Saver Recliners.

Overall: 31.25"w 34"d 46"h	Arm: 27"h	COM: 5 yds.														
Seat: 21"w 20.5"d 19"h	Weight: 130 lbs.	COL: n/a	COM	COL	1	2	3	4	5	6	7	8	9	10	L1	L2
			3077	N/A	3213	3364	3516	3667	3819	3970	4122	4273	4425	4576	N/A	N/A
<i>Tight Seat &amp; Back / Removable Upholstery / 350 lb. Weight Capacity</i>																
			281	N/A	582	740	898	1056	1214	1372	1530	1688	1846	2004	N/A	N/A
<i>Replacement Upholstery Covers</i>																

**\*NOTE: ELECTRIC OPTION NOT AVAILABLE ON INFUSION RECLINERS IN COMBINATION WITH CASTERS.**



Upright Position  
32"D




Extended Footrest Position  
52"D



Full Recline Position  
64.5"D

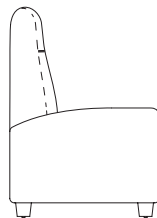
**ELECTRIC STAND-UP RECLINER / FULLY UPHOLSTERED**



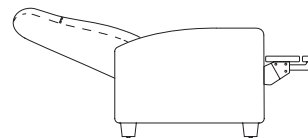
Healthcare Motion

See Revival Healthcare Motion For Additional Electric Stand-Up Recliner.

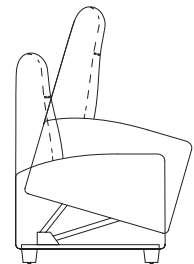
Overall: 33"w 35"d 42"h	Arm: 24.5"h	COM: 6.5 yds.														
Seat: 21.5"w 21.75"d 18"h	Weight: 145 lbs.	COL: n/a	COM	COL	1	2	3	4	5	6	7	8	9	10	L1	L2
			3264	N/A	3483	3682	3881	4080	4279	4478	4676	4875	5074	5273	N/A	N/A
<i>Tight Seat &amp; Back / Removable Upholstery / 350 lb. Weight Capacity</i>																
			284	N/A	613	784	956	1128	1300	1472	1643	1815	1987	2159	N/A	N/A
<i>Replacement Upholstery Covers</i>																



Upright Position  
35"D



Full Recline Position  
66"D



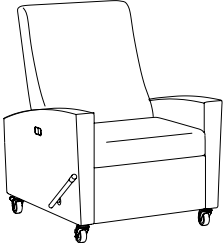

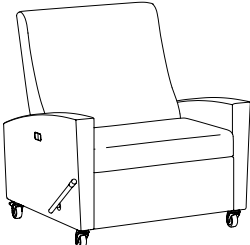

Stand-Up Position  
59"H

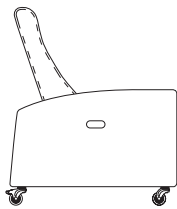
**DESCRIPTION:**

- Upholstery Frames: Steel, Plywood & Hardwood
- Seat: High Density Polyurethane Foam Over Sheet Webbing
- Back: High Density Polyurethane Foam Over Sinuous Wire Springs
- Upholstered Covers: Attached w/ Velcro / Removable For Maintenance
- Antimicrobial Moisture Barrier Fully Encapsulates All Foam Areas
- Double Needle Stitching Standard (Welting Optional - No Charge)
- Rotational & Directional Locking Casters (Rear)
- Leather Upholstery Not Available
- Lifetime Warranty

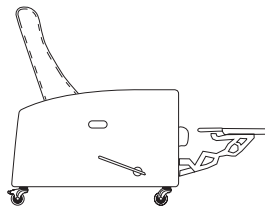
**OPTIONS:**

Layflat Medical Recliner Options (See Facelift Replay Healthcare Options Pages)  
 Feather Down & Polyester Pillows Available (See Page 5)

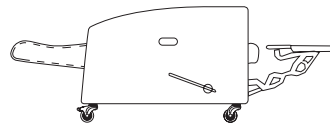
LAYFLAT MEDICAL RECLINER		ITEM #:	SPECIFICATIONS   GRADES   LIST PRICES:														
		<b>LAYFLAT / TRENDELENBURG RECLINER</b>	<b>Overall:</b> 32.75"w 38.5"d 45"h <b>Seat:</b> 24"w 20"d 20"h		<b>Arm:</b> 28"h <b>Weight:</b> 160 lbs.			<b>COM:</b> 5.5 yds. <b>COL:</b> n/a									
			<b>COM</b>	<b>COL</b>	<b>1</b>	<b>2</b>	<b>3</b>	<b>4</b>	<b>5</b>	<b>6</b>	<b>7</b>	<b>8</b>	<b>9</b>	<b>10</b>	<b>L1</b>	<b>L2</b>	
			<b>1513-L</b>	3550	N/A	3691	3858	4025	4192	4359	4526	4693	4860	5027	5194	N/A	N/A
			<i>Layflat / Tight Seat &amp; Back / Removable Upholstery / 500 lb. Weight Capacity</i>														
		<b>1513-T</b>	3658	N/A	3792	3959	4126	4293	4461	4628	4795	4962	5129	5296	N/A	N/A	
		<i>Trendelenburg / Tight Seat &amp; Back / Removable Upholstery / 500 lb. Weight Capacity</i>															
		<b>1513-R</b>	297	N/A	570	714	858	1003	1147	1291	1436	1580	1724	1869	N/A	N/A	
		<i>Replacement Upholstery Covers</i>															
																	
<b>BARIATRIC LAYFLAT / TRENDELENBURG RECLINER</b>		<b>Overall:</b> 37.75"w 38.5"d 45"h <b>Seat:</b> 29"w 20"d 20"h		<b>Arm:</b> 28"h <b>Weight:</b> 185 lbs.			<b>COM:</b> 6 yds. <b>COL:</b> n/a										
			<b>COM</b>	<b>COL</b>	<b>1</b>	<b>2</b>	<b>3</b>	<b>4</b>	<b>5</b>	<b>6</b>	<b>7</b>	<b>8</b>	<b>9</b>	<b>10</b>	<b>L1</b>	<b>L2</b>	
			<b>1513-XL</b>	3671	N/A	3837	4020	4203	4386	4569	4752	4935	5118	5300	5483	N/A	N/A
			<i>Layflat / Tight Seat &amp; Back / Removable Upholstery / 600 lb. Weight Capacity</i>														
			<b>1513-XT</b>	3840	N/A	3996	4179	4362	4545	4728	4911	5094	5277	5460	5643	N/A	N/A
		<i>Trendelenburg / Tight Seat &amp; Back / Removable Upholstery / 600 lb. Weight Capacity</i>															
		<b>1513-XR</b>	303	N/A	603	761	919	1077	1235	1393	1551	1709	1867	2025	N/A	N/A	
		<i>Replacement Upholstery Covers</i>															
																	



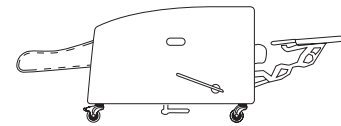
Upright Position  
38.5"D




Extended Footrest Position  
57.5"D



Layflat Position  
73.75"D



Trendelenburg Position  
74.75"D

 See Revival Healthcare Motion And Evolve Healthcare Motion For Additional Layflat Medical Recliners.

ARM CAPS / TABLETS	OPTION #:	SPECIFICATIONS   LIST PRICES   AVAILABILITY:
<p><b>SOLID WOOD ARM CAPS</b></p> 	<p><b>Overall:</b> Dimensions Will Vary By Style</p> <hr/> <p><b>RWAC-1</b> \$374 (Set Of 2)                      (1504 / 1505 Sleepover Lounge) - Specify Finish                      (1508 Asynchronous Patient Chair) - Specify Finish                      (1510-G Lounge Glider / 1510-SG Lounge Swivel Glider) - Specify Finish                      (1511 Wallsaver Recliner / 1511-X Bariatric Wallsaver Recliner / 1514 Infusion Wallsaver Recliner) - Specify Finish</p> <p><b>RWAC-2</b> \$411 (Set Of 2)                      (1512 Electric Standup Recliner) - Specify Finish</p> <p><b>RWAC-3</b> \$411 (Set Of 2)                      (1513-L &amp; 1513-T Medical Recliners / 1513-XL &amp; 1513-XT Bariatric Medical Recliners) - Specify Finish</p>	
<p><b>POLYESTER ARM CAPS</b></p> 	<p><b>Overall:</b> Dimensions Will Vary By Style</p> <hr/> <p><b>RPAC-1</b> \$484 (Set Of 2) POLYESTER                      (1508 Asynchronous Patient Chair)                      (1510-G Lounge Glider / 1510-SG Lounge Swivel Glider)                      (1511 Wallsaver Recliner / 1511-X Bariatric Wallsaver Recliner / 1514 Infusion Wallsaver Recliner)</p>	
<p><b>TABLET ARMS / CUP HOLDER</b></p>  <p>Laminate Tablet Arm Shown w/ Cup Holder</p>  <p>Veneer Tablet Arm Shown w/ Cup Holder</p>  <p>Solid Surface Tablet Arm Shown w/ Cup Holder</p>	<p><b>Overall:</b> 14" Diameter .75"h</p> <hr/> <p><b>TA-L</b> \$440                      Tablet Arm With 360° Rotation - High Pressure Laminate. (Specify Laminate / Specify Left Or Right Facing Arm Location)</p> <p><b>TA-V</b> \$503                      Tablet Arm With 360° Rotation - Sunburst Cherry Veneer. (Specify Finish / Specify Left Or Right Facing Arm Location)</p> <p><b>TA-C</b> \$654                      Tablet Arm With 360° Rotation - White Solid Surface. (Available In White Only / Specify Left Or Right Facing Arm Location)</p> <p><b>CH-1</b> \$103                      Black Plastic Cup Holder (Only Available If Used With Tablet Arm)</p> <p><b>CH-2</b> \$154                      Spun Aluminum Cup Holder (Only Available If Used With Tablet Arm)</p> <p><b>Available:</b> Facelift Replay Sleepover Lounge</p>	
<p><b>FOLD DOWN TABLET ARM</b></p>  	<p><b>Overall:</b> 14" Diameter .75"h</p> <hr/> <p><b>FDTA-L</b> \$1056                      Tablet Arm With 360° Rotation - High Pressure Laminate. (Specify Laminate / Specify Left Or Right Facing Arm Location)</p> <p><b>FDTA-V</b> \$1108                      Tablet Arm With 360° Rotation - Sunburst Cherry Veneer. (Specify Finish / Specify Left Or Right Facing Arm Location)</p> <p><b>FDTA-C</b> \$1259                      Tablet Arm With 360° Rotation - White Solid Surface. (Available In White Only / Specify Left Or Right Facing Arm Location)</p> <p><b>Available:</b> Facelift Replay Sleepover Lounge</p>	



TABLETS / CASTERS	OPTION #:	SPECIFICATIONS   LIST PRICES   AVAILABILITY:
<b>DOUBLE ARTICULATING / SWIVEL TABLET ARM</b>		
<i>Overall: 14" Diameter .75"h</i>		
	<b>ATA-L</b>	\$865 <i>Tablet Arm With 360° Rotation - High Pressure Laminate. (Specify Laminate / Specify Left Or Right Facing Arm Location)</i>
ATA-L Double Articulating / Swivel Tablet Arm	<b>ATA-V</b>	\$904 <i>Tablet Arm With 360° Rotation - Sunburst Cherry Veneer. (Specify Finish / Specify Left Or Right Facing Arm Location)</i>
	<b>ATA-C</b>	\$1089 <i>Tablet Arm With 360° Rotation - White Solid Surface. (Available In White Only / Specify Left Or Right Facing Arm Location)</i>
ATA-L w/ CH-1 Black Plastic Cup Holder	<b>CH-1</b>	\$105 <i>Black Plastic Cup Holder (Only Available If Used With Tablet Arm)</i>
	<b>CH-2</b>	\$157 <i>Spun Aluminum Cup Holder (Only Available If Used With Tablet Arm)</i>
<i>Available: Facelift Replay Sleepover Lounge</i>		
<b>IN-LINE CASTERS</b>		
<i>Overall: 2.75" Diameter 1.75"h</i>		
	<b>ILC</b>	\$57 (Set Of Two) <i>Single Direction In-Line Caster (Non-Locking / Specify Wood Finish / Specify Location)</i>
<i>Available: Facelift Replay Sleepover Lounge</i>		
<b>LOCKING / NON-LOCKING CASTERS</b>		
<i>Overall: 1.875"w 2.25"d 1.5"h (Locking) / 1.875"w 1.625"d 1.5"h (Non-Locking)</i>		
	<b>LC</b>	\$31 (Set Of Two) <i>Locking Casters (Black Finish / Specify Location)</i>
	<b>NLC</b>	\$26 (Set Of Two) <i>Non-Locking Casters (Black Finish / Specify Location)</i>
Locking Casters	<i>Available: Facelift Replay Sleepover Lounge</i>	
Non-Locking Casters		
<b>MEDICAL LOCKING / NON-LOCKING CASTERS</b>		
<i>Overall: 2.25"w 5"d 5.25"h (Locking) / 2"w 3.75"d 5.25"h (Non-Locking)</i>		
	<b>MLC</b>	\$179 (Set Of Two) <i>Locking Casters - Motion &amp; Direction (Gray Finish / Specify Location)</i>
	<b>MNL</b>	\$205 (Set Of Two) <i>Non-Locking Casters - Single Direction (Gray Finish / Specify Location)</i>
Locking Casters	<i>Available: Facelift Replay Electric Standup Recliner</i>	
Non-Locking Casters		

BRAKE / LEGS / POWER / ELECTRIC / PUSH BAR	OPTION #:	SPECIFICATIONS   LIST PRICES   AVAILABILITY:
<p><b>CENTRAL BRAKING</b></p> 	<p><b>CB-1</b></p>	<p><b>Overall:</b> 7.5"w 2"d .5"h</p> <p><b>\$405 (Set Of 1)</b> <i>(White Plastic Brake w/ Lock &amp; Unlock Pedals)</i></p> <p><b>Available:</b> <i>Facelift Replay Wallsaver &amp; Infusion Wallsaver Recliners</i></p>
<p><b>ALUMINUM LEGS</b></p> 	<p><b>ASL</b></p>	<p><b>Overall:</b> 2.25"w 2.25"d 2.25"h</p> <p><b>\$338 (Set Of 4)</b> <i>(Brushed Finish)</i></p> <p><b>Available:</b> <i>Facelift Replay Patient Chair / Glider (1508 / 1510 Models)</i></p>
<p><b>POWER / DATA MODULE</b></p> 	<p><b>PM1</b></p>	<p><b>Overall:</b> 5.25"w 1.25"d 4.25"h</p> <p><b>\$836 (1-Power / 1-USB 2 Port Simplex Charger Standard)</b> <i>Vertical / Horizontal Mount Power Module. Price Varies By Socket. Contact Customer Service For Quote. (Additional Colors Available)</i></p> <p><b>Available:</b> <i>Facelift Replay Sleepover Lounge</i></p>
<p><b>ELECTRIC RECLINE / BATTERY BACKUP / HEAT / MASSAGE</b></p>  <p>ER-1 Electric Recline (Wallsaver Model)      ER-2/ER-3 Electric Recline (Layflat Model)</p>  <p>HM Heat &amp; Massage (All Recliner Models)      H Heat (All Recliner Models)</p>	<p><b>ER-1</b> <b>ER-2</b> <b>ER-3</b> <b>BB</b> <b>HM</b> <b>H</b></p>	<p><b>Overall:</b> N/A</p> <p><b>\$1048 Electric Recline</b> <i>Replaces Manual Mechanism On Any Wallsaver Model - Surface Mounts On Inside Arm (Specify Left Or Right Facing)</i> <b><i>NOTE: ELECTRIC OPTION NOT AVAILABLE ON INFUSION RECLINERS IN COMBINATION WITH CASTERS.</i></b></p> <p><b>\$1084 Electric Recline</b> <i>Replaces Manual Mechanism On Any Layflat Model - Surface Mounts On Inside Arm (Specify Left Or Right Facing)</i></p> <p><b>\$1474 Electric Recline</b> <i>Replaces Manual Mechanism On Any Trendelenburg Layflat Model - Surface Mounts On Inside Arm (Specify Left Or Right Facing)</i></p> <p><b>\$529 Battery Backup</b> <i>Allows Any Wallsaver, Layflat, Or Standup Electric Recliner To Be Cordless - Surface Mounts On Inside Arm (Specify Left Or Right Facing)</i></p> <p><b>\$1500 Heat &amp; Massage</b> <i>Add Heat &amp; Massage To Any Wallsaver, Layflat, Or Standup Electric Recliner - Surface Mounts On Inside Arm (Specify Left Or Right Facing)</i></p> <p><b>\$1339 Heat</b> <i>Add Heat Only To Any Wallsaver, Layflat, Or Standup Electric Recliner - Surface Mounts On Inside Arm (Specify Left Or Right Facing)</i></p> <p><b>Available:</b> <i>Facelift Replay Recliners</i></p>
<p><b>PUSH BAR</b></p> 	<p><b>PB</b></p>	<p><b>Overall:</b> 18.5"w 3.5"d 1"h</p> <p><b>\$235</b> <i>(Black Finish)</i></p> <p><b>Available:</b> <i>Facelift Replay Medical Recliners</i></p>

I.V. POLE / SIDE TRAY / BAG HOLDER / BUCKLE / FOOTREST	OPTION #:	SPECIFICATIONS   LIST PRICES   AVAILABILITY:
<p>I.V. POLE</p> 	<p><b>IV</b></p> <p><b>Overall:</b> 10"w 2.5"d 39.5" / 69.75"h</p> <hr/> <p><b>\$471</b>  <i>Height Adjustable I.V. Pole (Chrome &amp; Black Finish / Specify Left Or Right Facing Location)</i></p> <p><b>Available: Facelift Replay Medical Recliners</b></p>	
<p>SIDE TRAY</p> 	<p><b>Overall:</b> 12.75"w 10"d 4"h (Small Side Tray) / 17"w 10"d 4"h (Large Side Tray)</p> <hr/> <p><b>ST-1</b> <b>\$245</b>  <i>Drop-Down Side Tray (Small Side Tray)</i></p> <p><b>ST-2</b> <b>\$335</b>  <i>Drop-Down Side Tray (Large Side Tray)</i></p> <p><b>Available: Facelift Replay Medical Recliners</b>  <i>Note: If A Medical Recliner With A Manual Mechanism Is Selected, The Standard Side Tray Location Will Be Front Right Facing</i></p>	
<p>BAG HOLDER / PERSONAL RESTRAINT BUCKLE</p> 	<p><b>Overall:</b> 2.19"w .38"d 2.56"h</p> <hr/> <p><b>BH</b> <b>\$65</b>  <i>Bag Holder (Brushed Finish / Specify Left Or Right Facing Location)</i></p> <p><b>RB</b> <b>\$117 Pair</b>  <i>Personal Restraint Buckle (Brushed Finish)</i></p> <p><b>Available: Facelift Replay Medical Recliners</b></p>	
<p>FOOTREST</p> 	<p><b>Overall:</b> 16"w 8"d .1875"h</p> <hr/> <p><b>FR</b> <b>\$360</b>  <i>(Black Finish)</i></p> <p><b>Available: Facelift Replay Medical Recliners</b></p>	

OXYGEN TANK HOLDER / WOOD RING BASE / COVERS / SPRINGS	OPTION #:	SPECIFICATIONS   LIST PRICES   AVAILABILITY:
<p>OXYGEN TANK HOLDER</p> 	<p><b>OH</b></p> <p><b>\$238</b>  <i>Black Metal Oxygen Tank Holder Holds a 4.375" Diameter Oxygen Tank (Not Included) (Specify Left Or Right Facing Location)</i></p> <p><b>Available: Facelift Replay Medical Recliners</b></p>	
<p>LOUNGE GLIDER WOOD RING BASE</p> 	<p><b>WR</b></p> <p><b>\$224</b>  <i>Wood Ring Base replaces circular metal base (1510-G) or swivel glider w/ circular metal base (1510-SG).</i></p> <p><i>Specify Exposed Wood Finish. (See Page 6)</i></p> <p><b>Available: Facelift Replay Lounge Glider</b></p>	
<p>CONTRASTING COVERS</p> 	<p><b>CC</b></p> <p><b>\$129</b>  <i>NOTE: If Two Or More Upholsteries Or Leathers Are Used On Any Piece Of Furniture, Then A Contrast Charge Will Apply Per Order. When Using Trinity Upholstery, The Higher Priced Upholstery Grade Will Be Used In Pricing, Unless It's Trinity Leather With Fabric Contrast Welt, Or COM With Trinity Contrast Welt, Then Contact Customer Service For Pricing.</i></p> <p><b>Available: Facelift Replay Healthcare Motion</b></p>	